



Compliant with UL 325 STD and CSA STD C22.2 No. 247 for both the US & Canada

Gard4 Automatic Barrier Gates

Designed for a range of large openings up to 12 ft. The Gard4 barriers are the ideal solution to control roadways and parking areas for commercial and public use.




State-of-the-Art Technology

The Gard4 series barriers are constructed with the latest in electronics innovation that guarantees total control of the automatic system, improving the overall safety and control functions, such as:

- **Autotest all the safety devices**
An electronic “checklist” prior to activating the motor.
- **Anti-crushing function**
Electronic control of the movement of the bar with obstacle detection.
- **Stationary safety function**
All control commands will override if an obstacle is detected.



Compliant with UL 325 STD and CSA STD C22.2 No. 247 for both the US & Canada



Design, materials, technology.

The exclusive built-in flashing light with an illuminated LED diffuser needs no special maintenance and ensures complete visibility of the warning light when the barrier arm is moving.

A new concept in barrier gates.

Recent innovations in the design and features of the Gard barrier gate series provide a new standard in safety: these are the most recent additions to the Gard barrier gate family. The soft contours and rounded corners create an aerodynamic shape that offsets the “sail effect” in windy areas well as creating a contemporary, aesthetic design that blends well in any setting.



The safety guard on the bar is a standard feature.

It protects the user from possible risks when the arm is in motion.



The Gard4 offers many innovative features, including:

- **Maximum safety.**
Next-generation electronics automatically interrupt the power supply as soon as the service door is opened.
- **Accessible and well protected electronics.**
The die-cast aluminum housing provides a secure, yet accessible casing for the electronics.
- **Luminous bar.**
Superior visibility of the arm and durability of the light fixtures.
- **Round tubular bar.**
Maximum reduction of the “sail effect,” ensuring correct operation in areas subject to high winds.
- **Differentiated sensitivity spring.**
For exceptional balancing of the bar.

The Advantages of 24V D.C. Barriers

- **No more blackouts**
The Gard4 24V D.C. electronics system automatically recognizes a power outage and activates the emergency back-up batteries (not included), to ensure the gate will always perform its function.
- **Keep speed in check**
The 24V D.C. electronics enable the operating speed to be based on installation/location requirements.
- **Intensive traffic**
The low 24V D.C.gear motor ensures reliable operation of the barrier during heavy/high traffic conditions.
- **Opening time**
With the low-voltage consumption technology, the barrier opening time can be adjusted between 2-6 seconds.

Global entry control.

The Gard4 series automatic barrier system can be connected to many of the CAME access control systems that allow identification, memorization, entry and exit only to authorized personnel. The equipment can also be integrated with a global access control system.

Gard4 Automatic Barrier Gates

clearance of up to 12 ft. 



24V D.C. operated barrier gates complete with control panel

001G4140ZU Galvanized and painted steel barrier complete with control panel and fitted to take additional accessories.



001G4140IZU AISI 304 stainless steel with satin finish bar complete with control panel and fitted to take additional accessories.



Available to work independently and in a synchronized action mode.

Thanks to the additional RSE card, the barriers can be installed facing each other or synchronized at the same access point.

*Barrier operators with batteries will only operate as long as the batteries have a charge.

Perfect barrier gate integration.

The safety photocells integrate harmoniously and aesthetically with the system.



Compliant with UL 325 STD and CSA STD C22.2 No. 247 for both the US & Canada



Compliant with UL 325 STD and CSA STD C22.2 No. 247 for both the US & Canada



	Product Code	Operator Model (2 included)	Max. Leaf (ft.)	Control Board	001 G3750 13.1 ft. Arm with Yellow Bumper	001 G06080 Red Dome-shaped Flashing Light	001 G02809 Warning stickers	001 G02803 (32/64 ft.) of flight strip	001 G02804 Light Strip Adapter	001 G02801 Dome Light	001 DIR10 Photocells with 001 G02802 Adapter	Battery Back-up Card 001 LB38
Basic	KT-BG-GA/S-B0414-1	001G4140ZU	12	●	●	●	●					
Professional	KT-BG-GA/S-P0414-1	001G4140ZU	12	●	●	●	●	●				
Expert	KT-BG-GA/S-E0414-1	001G4140ZU	12	●	●	●	●	●	●	●	●	●

Please refer to the accessory and installation table to specify the balancing spring.

Technical features

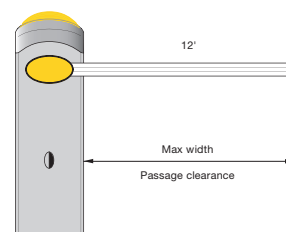
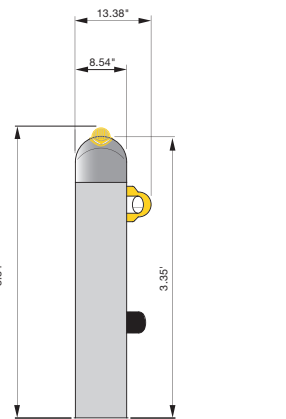
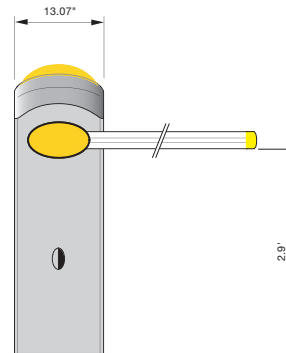
Type	001G4140ZU	001G4140IZU
Protection rating	IP54	IP54
Power supply (V) (50/60Hz)	120V A.C.	120V A.C.
Motor power supply (V)	24V D.C.	24V D.C.
Current draw (A)	15 Max	15 Max
Power (HP)	1/2	1/2
Duty cycle (%)	Intensive use	Intensive use
Torque (Nm)	200	200
Opening time 90° (s)	2/6	2/6
Motor's thermo-protection (°F)	-	-
Operating temperature (°F)	-4°F up to 131°F	-

● 24V D.C.

Accessories for barrier gates with 24V D.C. operator

	002LB38 Card for connecting (3) 12V-7Ah emergency batteries		001G03752 White painted oval aluminium bar with slot cover profile L = 13.12 ft.
	001G03751 Emergency battery rack		001G03753 Securing flange for G03752 oval bar
	001G02808 Mobile support for bars		001G02803 Luminous cord for bar
	001G02040 Balancing spring ϕ / 1.57 in.		001G02804 Luminous cord cable
	001G04060 Balancing spring ϕ / 1.96 in.		001G0465 Rack for painted aluminium bar (6.56 ft. modules)
	001G06080 Balancing spring ϕ / 2.16 in.		001G02807 Fixed support for bar
	001G02801 Dome-shaped flashing light		001G02809 Red adhesive refracting strips for bars (20-pieces per package)
	001G02802 Support for series DIR photocells. Do not use with barriers with G0465 rack and/or G02808 mobile support		001G03755DX Joint for G03750 semi-elliptic tubular bar for right-hand barrier
	001G03750 White painted semi-oval aluminium bar with slot cover and impact-resistant profiles L = 13.12 ft.		001G03755SX Joint for G03750 semi-elliptic tubular bar for left-hand barrier NEW

Dimensions



Color:
Cabinet - grey textured
Code 053 0837
Cover RAL9006

Accessories and installation

Depending on the configuration of the accessories required for mounting the boom, different kinds of springs are available to provide the best possible balance of movement. The table shows the possible combinations of the various accessories and the maximum length of the moving boom. Standard issue booms come with transparent profiles and head cap.

Composition of the bar	Max. width of passage clearance (ft.)	5	5.7	6.6	7.4	8.2	9	9.8	10.7
Bar with shock-resistant profile		●	●	●	●	●	●	●	●
G02803 bar with shock-resistant profile and luminous cord		●	●	●	●	●	●	●	●
Bar with G0465 rack		●	●	●	●	●	●	●	●
Bar with G02803 luminous cord and G0465 rack		●	●	●	●	●	●	●	●
Bar with shock-resistant profile and G02808 mobile support		●	●	●	●	●	●	●	●
Bar with shock-resistant profile, G02803 luminous cord and G02808 mobile support		●	●	●	●	●	●	●	●
Bar with G0465 rack and G02808 mobile support		●	●	●	●	●	●	●	●
Bar with G02803 luminous cord, G0465 rack and G02808 mobile support		●	●	●	●	●	●	●	●

● G02040 balancing springs - ϕ / 1.57 in. | ● G04060 balancing springs - ϕ / 1.96 in. | ● G06080 balancing springs - ϕ / 2.16 in.



24V D.C. gear motor powered directly from the control panel.

